

MultiVac 300-MS
MultiVac 300-MB
MultiVac 600-MS
MultiVac 600-MB
MultiVac 300-MB-T
MultiVac 600-MB-T

Vacuum Filtration System


Important notice

The instrument shall not be modified in any way. Any modification will void the warranty and may result in potential hazard. We are not responsible for any injury or damage caused by any non-intended purposes and modifying the instrument without authorization.

Unpacking

When unpacking, notice if the package is complete and in good situation. If you find any damage or missing parts, please preserve serial number, shipping carton and contact your dealer for quick solution. Please discard the packing materials according to your local environmental protection policy.


Model	Composition	Q'ty
MultiVac 300-MS	3-branch stainless steel manifold with #8 silicon stopper adaptor	x 1



Model	Composition	Q'ty
MultiVac 300-MB	3-branch stainless steel manifold with Rocker's funnel adaptor(without funnel)	x 1



Model	Composition	Q'ty
MultiVac 600-MS	6-branch stainless steel manifold with #8 silicon stopper adaptor	x 1



Model	Composition	Q'ty
MultiVac 600-MB	6-branch stainless steel manifold with Rocker's funnel adaptor (without funnel)	x 1



Model	Composition	Q'ty
MultiVac 300-MB-T	3-branch stainless steel manifold with Rocker's funnel adaptor (without funnel)	x 1
	Stainless Steel Funnel 100ml	x 3
	Rocker 400, Oil Free Vacuum Pump, AC220V, 50Hz	x 1
	Dragon 100, Torch Burner	x 1
	Heavy Duty PP Waste Bottle 4000ml with draining	x 1
	PALL, GN-6 Metrice Membrane Disc Filter, grid, 47mm, 0.45 um, 200/PK	x 1
	Silicone Tube(φ6x12mm),100cm Dragon 100	x 2



Model	Composition	Q'ty
MultiVac 600-MB-T	6-branch stainless steel manifold with Rocker's funnel adaptor(without funnel)	x 1
	Stainless Steel Funnel 100ml	x 6
	Rocker 400, Oil Free Vacuum Pump, AC220V, 50Hz	x 1
	Dragon 100, Torch Burner	x 1
	Heavy Duty PP Waste Bottle 4000ml with draining	x 1
	PALL, GN-6 Metrice Membrane Disc Filter, grid, 47mm, 0.45 um, 200/PK	x 1
	Silicone Tube(ϕ 6x12mm),100cm Dragon 100	x 2





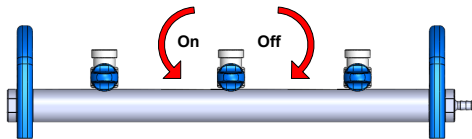
Installation and Operation

Attention

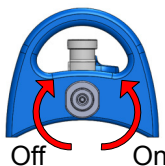
- MultiVac manifold can connect with vacuum pump for the filtration.
It is always recommended to install a waste bottle between the manifold and vacuum pump to prevent water from flowing into the vacuum pump.
- The direction of the outlet of MultiVac manifold is interchangeable. You can disassemble the outlet by hand or tool to change the direction into your desired position.
- The adjustable vent valve design can avoid “Water Hammer” and help to drain residual liquid o the tube.

Operation

- Make sure all valves are off  before use, rotate the valves counterclockwise to up position  for filtration.



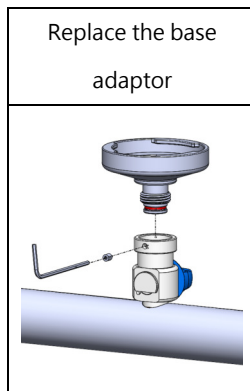
- If water hammer effect happens during filtration, adjust the vent valve until smooth. After filtration, turn the vent valve counter-clockwise to draw out the remaining liquid if necessary.




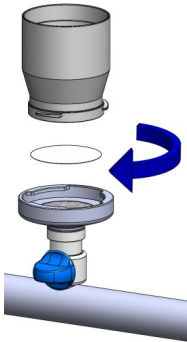
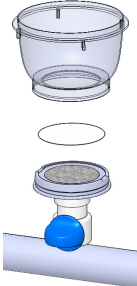
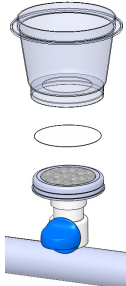
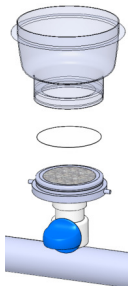
- The flexible filtration head design make funnel adaptor convertible and user can change funnel adaptor to fit to Rocker' s stainless steel funnel or other major brands' disposable funnels easily.



- Tighten fixing screw with L-Type hex key (2mm) to prevent support base from rotation.



- Installation with Filter Holder ◦

Silicone Stopper funnel adaptor	Rocker' s stainless steel funnel Adaptor	Adaptor for Pall 4870 (100ml) , 4871 (250ml) - liter funnel	Adaptor for Millipore MIACFD101 (100ml), MIACFD201 (250ml) plastic funnel	Adaptor for Sartorius 16A07 (100ml) plastic funnel
				

- Vacuum filtration system Installation

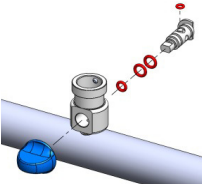
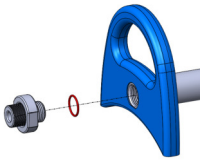
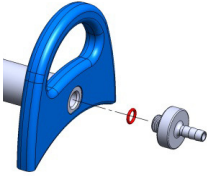
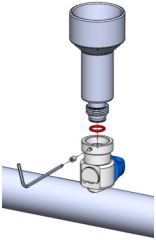
- A. Follow below diagram to install the system.
- B. Use two silicone tubes to connect the vacuum pump, waste bottle and manifold.
- C. Turn on the pump and pour the sample water into the funnel and turn the valve to "up" position to start the filtration.



System assembly diagram

Maintenance

- Please suck in pure water to clean the tubing after every use.
- MultiVac manifold and waste bottle are autoclavable.
- SUS316 which offer excellent chemical resistance and can be fast sterilized by flame, steam and oven etc.
- Silicone tube and O-ring are consumables. Please change the silicone tube and O-ring if you have air leakage problem.

Replace O-ring that locates in the control valve	Replace O-ring that locates in the plug	Replace O-ring that locates in the outlet	Replace O-ring that locates in the support base
			

Ordering Information

180300-00	MultiVac 300, 3 Places S.S. Manifold without funnel adaptor
180600-00	MultiVac 600, 6 Places S.S. Manifold without funnel adaptor
180300-01	MultiVac 300-MS, 3 Places S.S. Manifold with No. 8 stopper funnel adaptor
180300-02	MultiVac 300-MB, 3 Places S.S. Manifold with Rocker S.S. funnel adaptor
180600-01	MultiVac 600-MS, 6 Places S.S. Manifold with No. 8 stopper funnel adaptor
180600-02	MultiVac 600-MB, 6 Places S.S. Manifold with Rocker S.S. funnel adaptor
190100-20	Adaptor for Rocker S.S. Funnel
190100-71	Adaptor for No. 8 Stopper (for MultiVac series manifold)
190100-73	Adaptor for Millipore MIACFD101 (100ml), MIACFD201 (250ml) plastic funnel
190100-74	Adaptor for Sartorius 16A07 (100ml) plastic funnel
190100-75	Adaptor for Pall 4870 (100ml) , 4871 (250ml) filter funnel
190100-76	Hose barb adaptor (for Ø4-8mm tubing)
167103-61	Stainless steel funnel 100ml
167103-63	Stainless steel funnel 300ml
167103-65	Stainless steel funnel 500ml
167400-11	Rocker 400 Vacuum pump, AC110V/60Hz
167400-22	Rocker 400 Vacuum pump, AC220V/50Hz
167200-48	4000ml PP waste bottle with drain
167100-52	GN-6 membrane filter, grid, sterilized, 0.45um.
177100-00	Dragon 100 torch burner
167200-38	Silicon tube, 1 m.

